

E.I. Williams

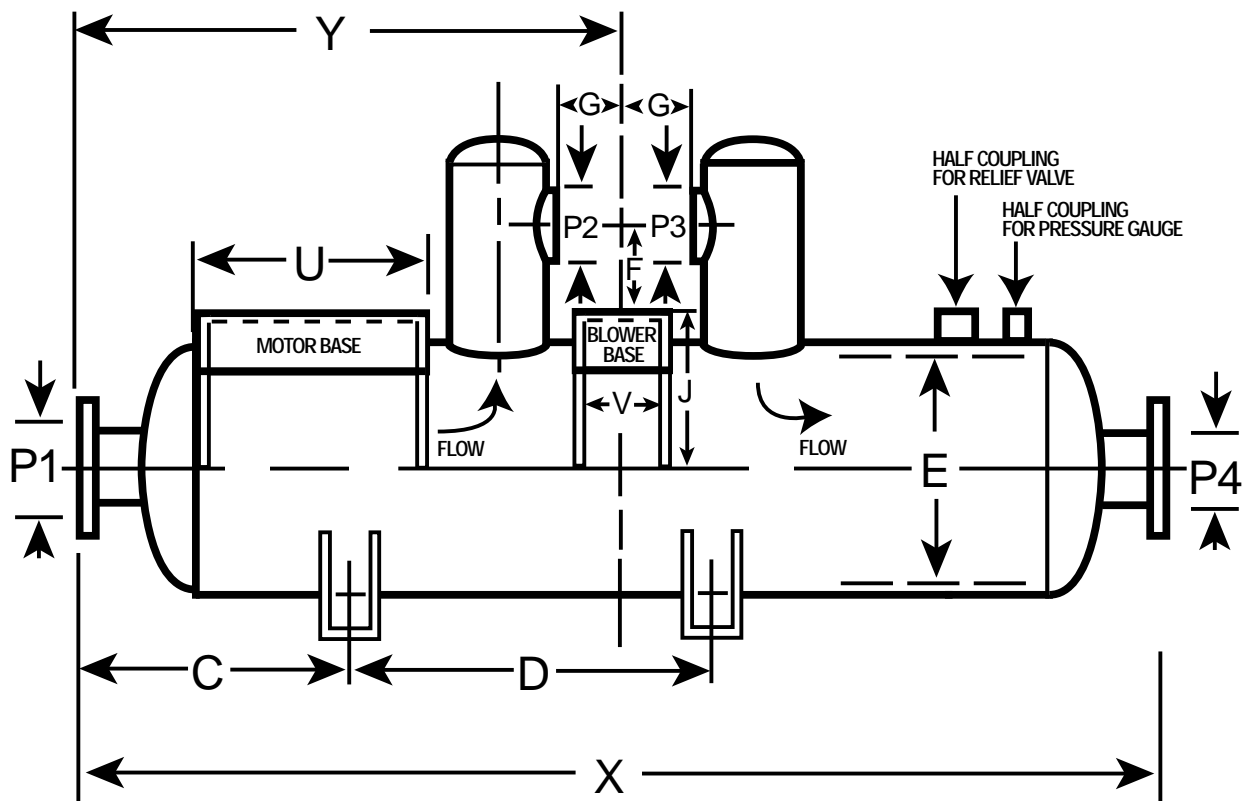
STEEL DIVISION

BUILDING SOUND SOLUTIONS

reference
catalogue

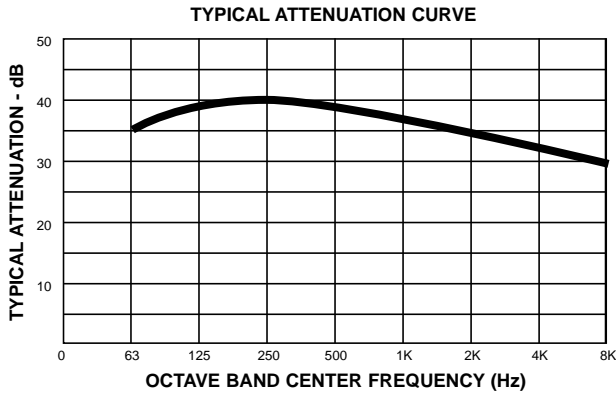
3

COMBINATION SILENCERS FOR ROTARY POSITIVE BLOWERS

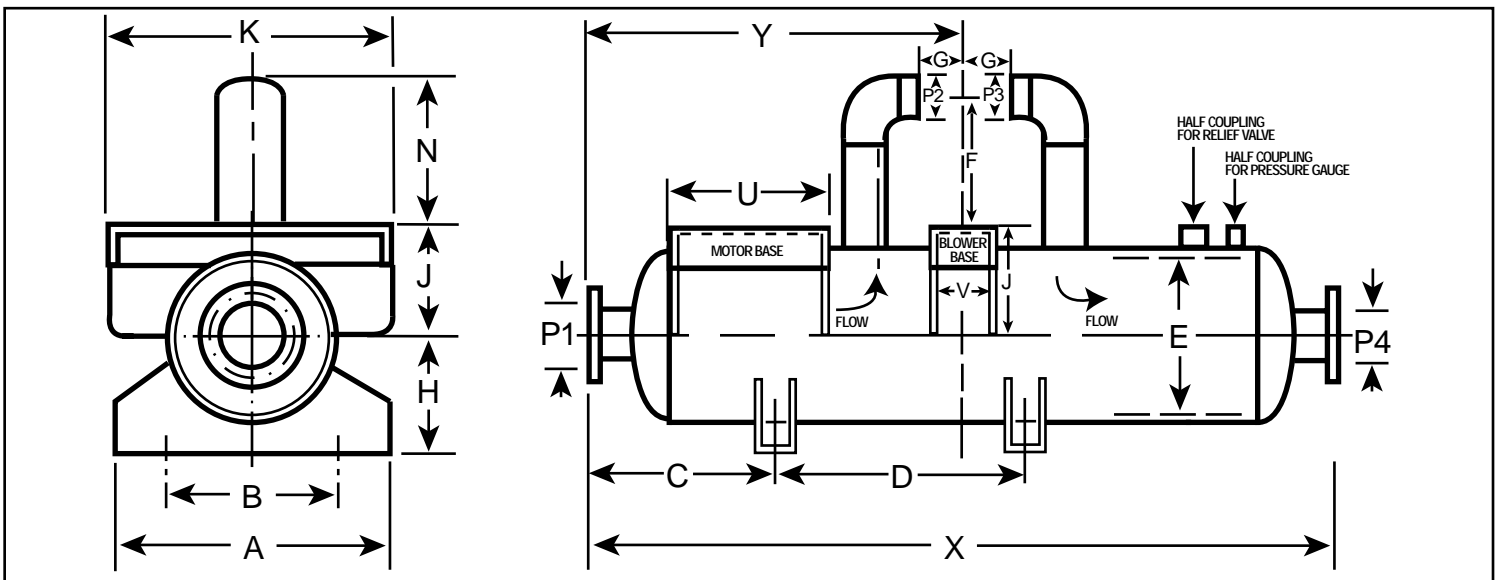


SPECIFICATIONS

CC SERIES CHAMBER CONSTRUCTION COMBINATION SILENCERS



CC Series Combination Silencers are designed for quick assembly of blower packages and provides **maximum silencing** on blower intake and discharge for blowers operating **below transition speed**. This is a two in one type design for blowers having horizontal air flow in which both intake and discharge silencers are combined and designed into a single silencer together with blower and motor base to form an integral part. This design facilitates easy installation and reduces labor and overall assembly costs. The silencer consists of a multi-chamber, multi-tube arrangement which properly eliminates destructive pulsations. The standard construction is heavy duty all welded carbon steel sheet and plates. The silencer connection at blower intake and discharge are plain pipe which enables easy slip on type flex connector fitting. Custom designs available to suit specific requirements. The external surfaces are rust inhibitive primer coated. The optional features include special flanges, couplings for relief valve installation, tappings for pressure gauge, special material and special paint. For selection, sizing, and pressure drop calculations, please see our reference catalogue 1.



MODEL	P1 P4 (Nom.)	P2 P3 (O.D.)	E	X	F Max.	G Max.	U	V	J	A	B	H	N	K	Y	C	D	WT.
CC-2 x 2	2	2 3/8	10	69	10	8	16	12	8	18	15	8 1/4	F + 1 3/16	16	34 1/2	8	40	175
CC-2 1/2 x 2 1/2	2 1/2	2 7/8	14	75	11	10	16	12	10	27	24	10 1/4	F + 1 7/16	24	37 1/2	10	40	280
CC-3 x 3	3	3 1/2	14	75	11	9	16	12	10	27	24	10 1/4	F + 1 3/4	24	37 1/2	10	40	350
CC-4 x 4	4	4 1/2	16	83	12	10	16	14	11	27	24	11 1/4	F + 2 1/4	24	41 1/2	13	40	500
CC-5 x 5	5	5 5/8	18	96	13	11	20	16	12	28	25	12 1/4	F + 2 13/16	28	48	17	40	650
CC-6 x 6	6	6 5/8	20	108	14	13	24	18	13	30	27	13 1/4	F + 3 5/16	30	54	26	40	750
CC-8 x 8	8	8 5/8	24	120	15	14	24	18	15	30	27	15 1/4	F + 4 5/16	30	60	30	40	1200

Std. fittings

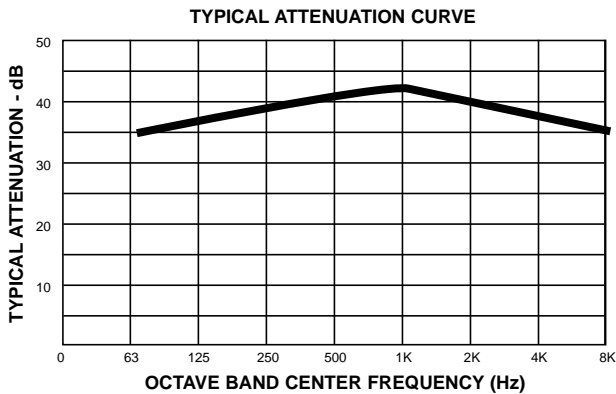
- up to 3 1/2" size - Male thread nipples
- 4" & 5" sizes - optional - male thread nipples or flanges
- 6" & above - 125 lbs. ANSI flange drilling

- Dimensions and weights are approximate and may change slightly with production models.
- Dimension in inches.
- Weight in lbs.
- Larger sizes are available on request.

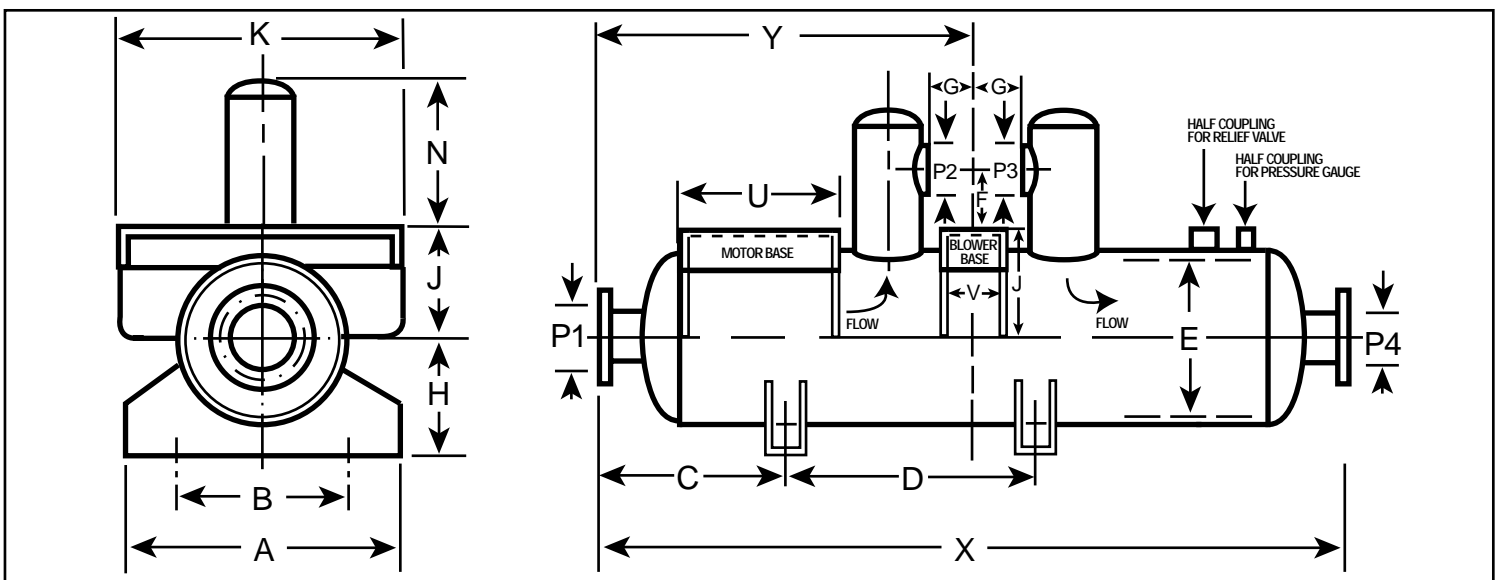
We specialize in custom designs and also provide various nozzle orientations to suit your specific requirements.

SPECIFICATIONS

CA SERIES CHAMBER ABSORPTION TYPE COMBINATION SILENCERS



CA Series Combination Silencers are designed for quick assembly of blower packages and provides **maximum silencing** on blower intake and discharge for blowers operating **above transition speed**. This is a two in one type design for blowers having horizontal air flow in which both intake and discharge silencers are combined and designed into a single silencer together with blower and motor base to form an integral part. This design facilitates easy installation and reduces labor and overall assembly costs. The silencer consists of a multi-chamber, multi-tube arrangement incorporating high frequency absorption packing material which effectively treats the destructive pulsations and excessive high frequency noise by converting noise energy into heat. The standard construction is heavy duty all welded carbon steel sheet and plates. The silencer connection at blower intake and discharge are plain pipe which enables easy slip on type flex connector fitting. Custom designs available to suit specific requirements. The external surfaces are rust inhibitive primer coated. The optional features include special flanges, couplings for relief valve installation, tappings for pressure gauge, special material and special paint. For selection, sizing, and pressure drop calculations, please see our reference catalogue 1.



MODEL	P1 P4 (Nom.)	P2 P3 (O.D.)	E	X	F Max.	G Max.	U	V	J	A	B	H	N	K	Y	C	D	WT.
CA-2 x 2	2	2 3/8	10	69	10	5	16	8	8	18	15	8 1/4	F + 3	16	34 1/2	8	40	200
CA-2 1/2 x 2 1/2	2 1/2	2 7/8	14	75	11	7	18	10	10	27	24	10 1/4	F + 4	24	37 1/2	10	40	300
CA-3 x 3	3	3 1/2	14	93 1/2	11	11	20	10	10	27	24	10 1/4	F + 5	24	46 3/4	18	40	400
CA-4 x 4	4	4 1/2	20	106 3/4	12	13	22	16	13	27	24	13 1/4	F + 7	24	53 3/8	24	40	700
CA-5 x 5	5	5 5/8	24	113	13	14	24	18	15	30	27	15 1/4	F + 7	30	56 1/2	28	40	900
CA-6 x 6	6	6 5/8	24	113	14	14	24	18	15	30	27	15 1/4	F + 7	30	56 1/2	28	40	1000
CA-8 x 8	8	8 5/8	30	126	15	15	30	18	18	36	32	18 1/4	F + 10	36	68	34	40	1500

Std. fittings

- up to 3 1/2" size - Male thread nipples
- 4" & 5" sizes - optional - male thread nipples or flanges
- 6" & above - 125 lbs. ANSI flange drilling


- Dimensions and weights are approximate and may change slightly with production models.
- Dimension in inches.
- Weight in lbs.
- Larger sizes are available on request.

We specialize in custom designs and also provide various nozzle orientations to suit your specific requirements.

OTHER PRODUCTS AVAILABLE:

- **ROTARY POSITIVE BLOWER INTAKE AND DISCHARGE SILENCERS**
reference catalogue 1
- **BASE SILENCERS FOR ROTARY POSITIVE BLOWERS**
reference catalogue 2
- **COMBINATION SILENCERS FOR ROTARY POSITIVE BLOWERS**
reference catalogue 3
- **FAN SILENCERS**
reference catalogue 4
- **CENTRIFUGAL COMPRESSOR SILENCERS**
reference catalogue 5
- **VENT SILENCERS**
reference catalogue 6
- **ENGINE SILENCERS**
reference catalogue 7
- **NOISE ENCLOSURES**
reference catalogue 8

**YOUR ONE STOP CENTER FOR
ALL INDUSTRIAL SILENCING
NEEDS.**



**E.I. Williams
STEEL DIVISION
BUILDING SOUND SOLUTIONS**

PLANT: 264 FAIRALL STREET, AJAX, ONTARIO L1S 1R6 CANADA
TEL (905) 428 0950 FAX (905) 428 8343